



Shayan Mirabi
COMPUTER PROGRAMMING (ITSE1302 40221E)

BC Survey - Results 2022 Fall I (221E), COMPUTER PROGRAMMING

Dear Instructor,

Below are the 2022 Fall I (221E) survey results for "COMPUTER PROGRAMMING (ITSE1302 40221E)".

The overall indicator is listed first.

The second part of the analysis lists the average values of all individual questions.

Comments are listed at the report's end.

If you have any further questions, please reach out to a member of PIER.

Best regards,

Robert Wood
Assistant Research Analyst
Brazosport College
500 College Drive
Lake Jackson, TX 77566
(979)-230-3189
robert.wood@brazosport.edu

Shayan Mirabi
2022 Fall I (221E)
COMPUTER PROGRAMMING (ITSE1302 40221E)
No. of responses = 3

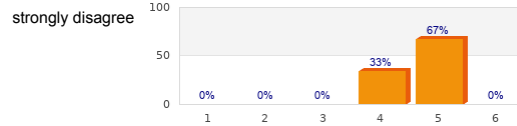


Survey Results

3. Level of Agreeance:

3.1)	Instructions for course activities and assignments were clear.	strongly disagree	<table><tr><th>Rating</th><th>Percentage</th></tr><tr><td>1</td><td>0%</td></tr><tr><td>2</td><td>0%</td></tr><tr><td>3</td><td>33%</td></tr><tr><td>4</td><td>67%</td></tr><tr><td>5</td><td>0%</td></tr><tr><td>6</td><td>0%</td></tr></table>	Rating	Percentage	1	0%	2	0%	3	33%	4	67%	5	0%	6	0%	N/A	n=3 av.=3.7 md=4 dev.=0.6
Rating	Percentage																		
1	0%																		
2	0%																		
3	33%																		
4	67%																		
5	0%																		
6	0%																		
3.2)	The workload in this course was well distributed throughout the term.	strongly disagree	<table><tr><th>Rating</th><th>Percentage</th></tr><tr><td>1</td><td>0%</td></tr><tr><td>2</td><td>0%</td></tr><tr><td>3</td><td>67%</td></tr><tr><td>4</td><td>33%</td></tr><tr><td>5</td><td>0%</td></tr><tr><td>6</td><td>0%</td></tr></table>	Rating	Percentage	1	0%	2	0%	3	67%	4	33%	5	0%	6	0%	N/A	n=3 av.=3.3 md=3 dev.=0.6
Rating	Percentage																		
1	0%																		
2	0%																		
3	67%																		
4	33%																		
5	0%																		
6	0%																		
3.3)	The course was delivered as outlined in the syllabus.	strongly disagree	<table><tr><th>Rating</th><th>Percentage</th></tr><tr><td>1</td><td>0%</td></tr><tr><td>2</td><td>0%</td></tr><tr><td>3</td><td>0%</td></tr><tr><td>4</td><td>33%</td></tr><tr><td>5</td><td>67%</td></tr><tr><td>6</td><td>0%</td></tr></table>	Rating	Percentage	1	0%	2	0%	3	0%	4	33%	5	67%	6	0%	N/A	n=3 av.=4.7 md=5 dev.=0.6
Rating	Percentage																		
1	0%																		
2	0%																		
3	0%																		
4	33%																		
5	67%																		
6	0%																		
3.4)	Assessments/exams were based on material covered in assignments, readings, lectures, videos, group activities, etc.	strongly disagree	<table><tr><th>Rating</th><th>Percentage</th></tr><tr><td>1</td><td>0%</td></tr><tr><td>2</td><td>0%</td></tr><tr><td>3</td><td>33%</td></tr><tr><td>4</td><td>33%</td></tr><tr><td>5</td><td>33%</td></tr><tr><td>6</td><td>0%</td></tr></table>	Rating	Percentage	1	0%	2	0%	3	33%	4	33%	5	33%	6	0%	N/A	n=3 av.=4 md=4 dev.=1
Rating	Percentage																		
1	0%																		
2	0%																		
3	33%																		
4	33%																		
5	33%																		
6	0%																		
3.5)	The instructor made learning relevant to my field of study, career, or degree.	strongly disagree	<table><tr><th>Rating</th><th>Percentage</th></tr><tr><td>1</td><td>0%</td></tr><tr><td>2</td><td>0%</td></tr><tr><td>3</td><td>33%</td></tr><tr><td>4</td><td>33%</td></tr><tr><td>5</td><td>33%</td></tr><tr><td>6</td><td>0%</td></tr></table>	Rating	Percentage	1	0%	2	0%	3	33%	4	33%	5	33%	6	0%	N/A	n=3 av.=4 md=4 dev.=1
Rating	Percentage																		
1	0%																		
2	0%																		
3	33%																		
4	33%																		
5	33%																		
6	0%																		
3.6)	The instructor used a variety of instructional methods (examples: group discussions, student presentations, student activities, lab activities, online discussions, video assignments, case studies, etc.)	strongly disagree	<table><tr><th>Rating</th><th>Percentage</th></tr><tr><td>1</td><td>0%</td></tr><tr><td>2</td><td>0%</td></tr><tr><td>3</td><td>33%</td></tr><tr><td>4</td><td>33%</td></tr><tr><td>5</td><td>33%</td></tr><tr><td>6</td><td>0%</td></tr></table>	Rating	Percentage	1	0%	2	0%	3	33%	4	33%	5	33%	6	0%	N/A	n=3 av.=4 md=4 dev.=1
Rating	Percentage																		
1	0%																		
2	0%																		
3	33%																		
4	33%																		
5	33%																		
6	0%																		
3.7)	The instructor provided timely feedback on my assignments.	strongly disagree	<table><tr><th>Rating</th><th>Percentage</th></tr><tr><td>1</td><td>0%</td></tr><tr><td>2</td><td>0%</td></tr><tr><td>3</td><td>0%</td></tr><tr><td>4</td><td>67%</td></tr><tr><td>5</td><td>33%</td></tr><tr><td>6</td><td>0%</td></tr></table>	Rating	Percentage	1	0%	2	0%	3	0%	4	67%	5	33%	6	0%	N/A	n=3 av.=4.3 md=4 dev.=0.6
Rating	Percentage																		
1	0%																		
2	0%																		
3	0%																		
4	67%																		
5	33%																		
6	0%																		
3.8)	The instructor exhibited professional behavior, treated students respectfully, and used appropriate language during class.	strongly disagree	<table><tr><th>Rating</th><th>Percentage</th></tr><tr><td>1</td><td>0%</td></tr><tr><td>2</td><td>0%</td></tr><tr><td>3</td><td>0%</td></tr><tr><td>4</td><td>0%</td></tr><tr><td>5</td><td>100%</td></tr><tr><td>6</td><td>0%</td></tr></table>	Rating	Percentage	1	0%	2	0%	3	0%	4	0%	5	100%	6	0%	N/A	n=3 av.=5 md=5 dev.=0
Rating	Percentage																		
1	0%																		
2	0%																		
3	0%																		
4	0%																		
5	100%																		
6	0%																		

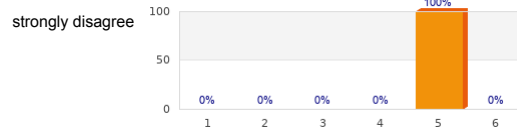
3.9) The instructor provided grades within the stated timeframe.



N/A

n=3
av.=4.7
md=5
dev.=0.6

3.10) The instructor was accessible to answer questions and explain material outside of class according to office hours.

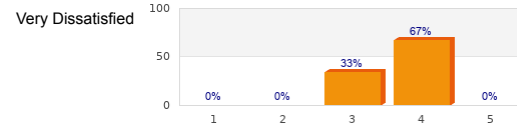


N/A

n=2
av.=5
md=5
dev.=0

4. Overall Satisfaction With This Course:

4.1) Please rate your overall satisfaction with the learning experience in this course.

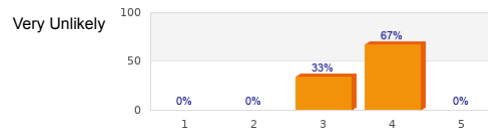


Very Satisfied

n=3
av.=3.7
md=4
dev.=0.6

5. Course Recommendation:

5.1) How likely are you to recommend this course with this instructor to a friend?



Very Likely

n=3
av.=3.7
md=4
dev.=0.6

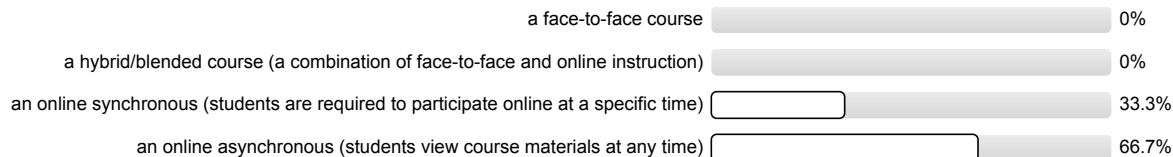
7. Student Demographics:

7.1) How many credits have you completed toward your degree or certificate?




n=3

7.2) This course is instructed as:




n=3

7.3) This term I am currently enrolled in:




n=3

7.4) My current major is:



7.5) I am currently a high school student taking college courses.



Comments Report

6. Open Response:

6.1) What are the strengths of this course?

- Instructor was always available when I had a question or needed help. Always answered back in a very timely manner. The zoom recorded meetings were my to go tool's. Watched them several times until I got the project done.
- The course provides students with sample code to help start them out when coding. The mindtap chapter readings are very helpful.
- nothing

6.2) What changes would you recommend that would improve this course?

- Nothing I can think of.
- The course had the tools to be successful. The course was very hard because I am a beginner but having the tools the instructor provided and the eBook was helpful. Maybe some mini Java methods would be helpful. I just think it was difficult for me because I am beginner and it was not something I am familiar with at all.
- just more help

6.3) Any further, constructive comments?

- No further comments.
- help with assignments